



District 7 Code Analysis - 01/05/2023

Data extracted for Code complaint cases opened between October 1st, 2020 - September 30st, 2021

All Complaint Cases

Reported Complaint Type	Total	Commercial	Neighborhood	Multifamily
Land Use	860	212	527	121
Property Abatement	1,324	167	993	164
Structure Condition	541	119	206	216
Work Without Permit	91	10	70	11
SWS Chp 15	2	1	-	-
Total	2,818	509	1,796	512
Total Percent of Citywide Complaints	8.2%	9.0%	8.5%	6.9%

Repeat Offender, Short Term Rental, and Rooming and Boarding Home Complaint Cases

*Filtering complaint cases by complaints occurring at Repeat Offender Properties (ROP), Short Term Rentals (STR), or Rooming and Boarding Homes (RBH). Austin Code categorizes them as Operating Licenses types.

Case Code	Total	Commercial	Neighborhood	Multifamily
Repeat Offender Properties	43	-	1	42
Short Term Rentals	154	10	133	11
Rooming and Boarding Homes	7	1	6	-
Total	204	11	140	53
Total Percent of Citywide Complaints	0.6%	#REF!	0.7%	0.7%

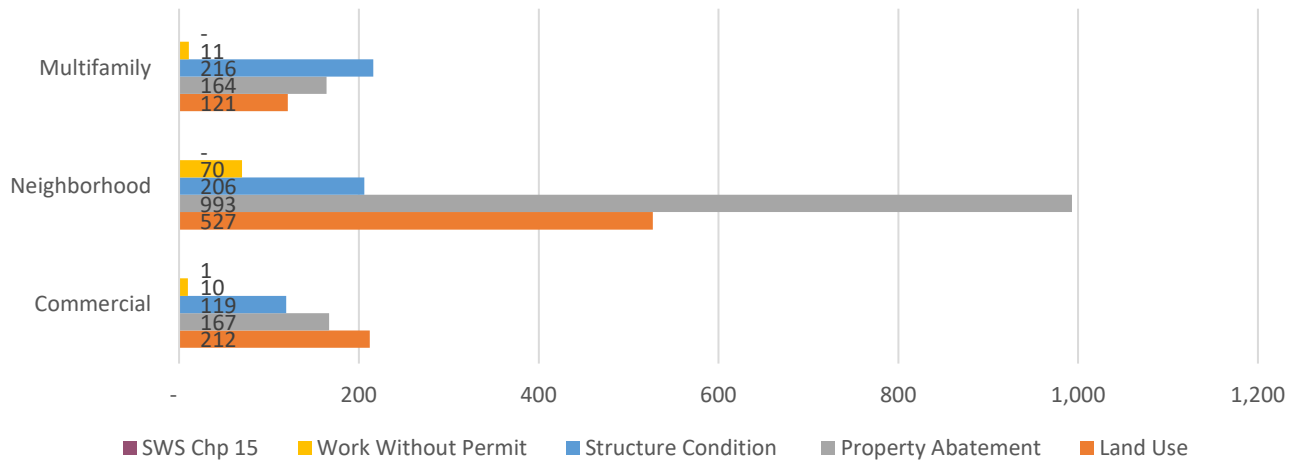
Reported Complaint Type	Total	ROP	STR	RBH
Land Use	860	1	153	6
Property Abatement	1,324	4	1	1
Structure Condition	541	37	-	-
Work Without Permit	91	1	-	-
SWS Chp 15	2	-	-	-
Total	2,818	43	154	7
Total Percent of Citywide Complaints	8.2%	1.3%	9.5%	13.2%

Council District Matrix - All Complaint Cases

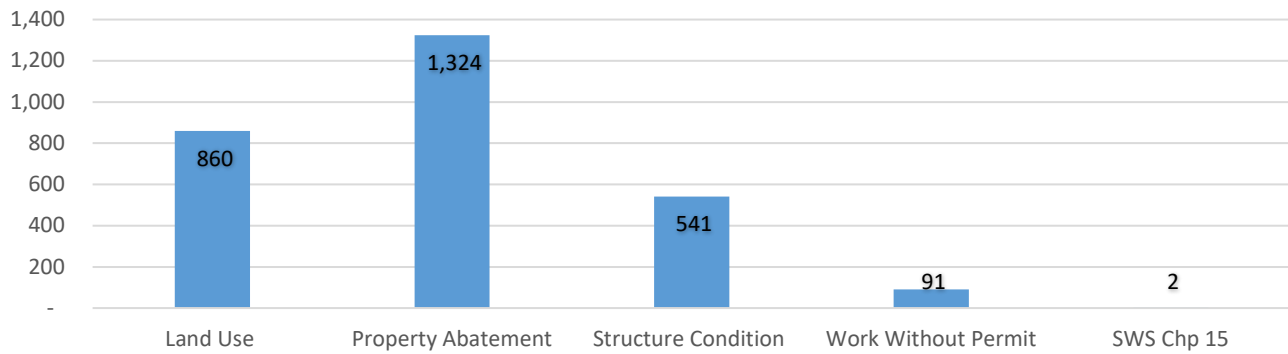
This matrix shows your Council District's percentage of total complaint cases in comparison with others.

Council District	% Total	% Commercial	% Neighborhood	% Multifamily
District 1	15.0%	9.7%	16.2%	15.4%
District 2	9.1%	8.6%	10.2%	6.4%
District 3	13.5%	17.7%	11.7%	15.3%
District 4	17.9%	19.3%	15.1%	25.0%
District 5	8.9%	6.2%	11.4%	4.0%
District 6	3.5%	2.3%	4.6%	1.2%
District 7	8.2%	9.0%	8.5%	6.9%
District 8	4.1%	2.5%	5.4%	1.7%
District 9	13.5%	21.1%	9.4%	19.1%
District 10	6.3%	3.5%	7.5%	4.9%

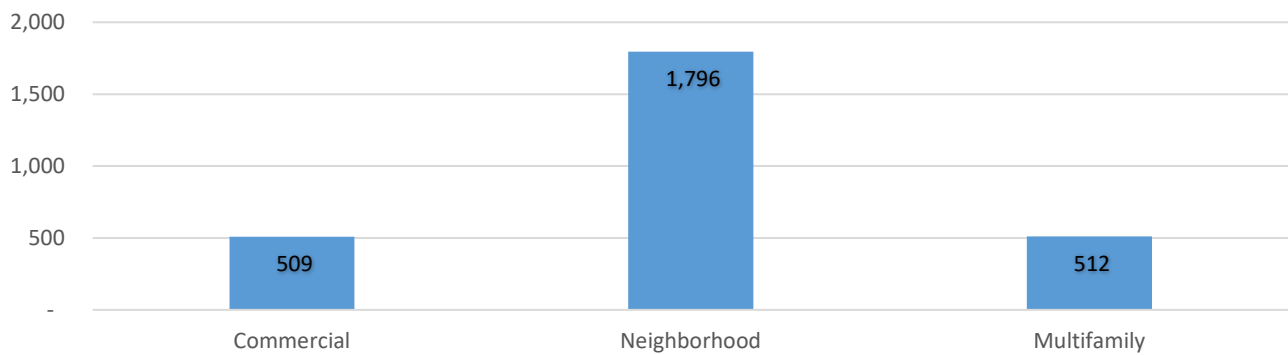
Complaint Case Types by Zoning Designation



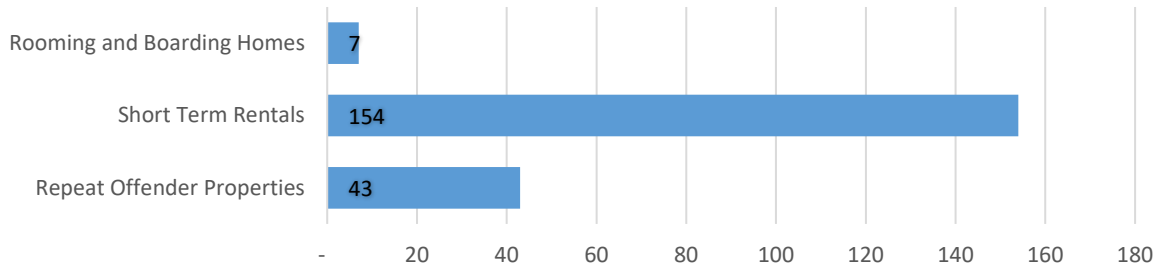
Complaint Cases by Complaint Type



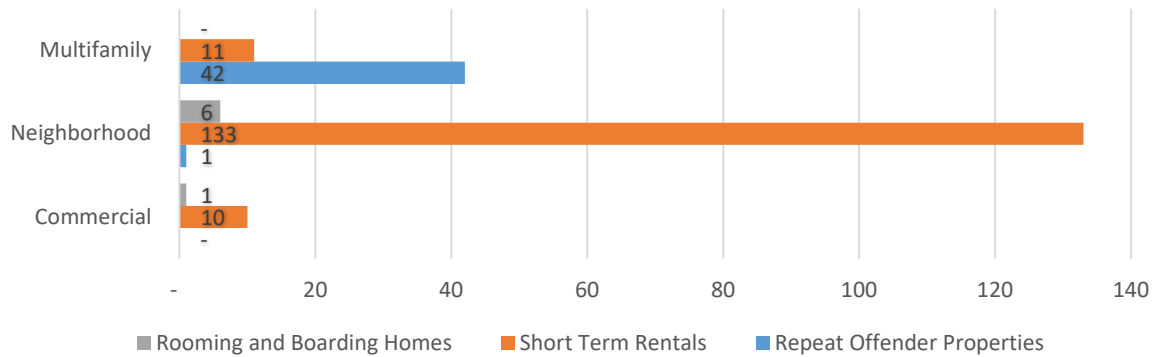
Complaint Cases by Zoning Designation



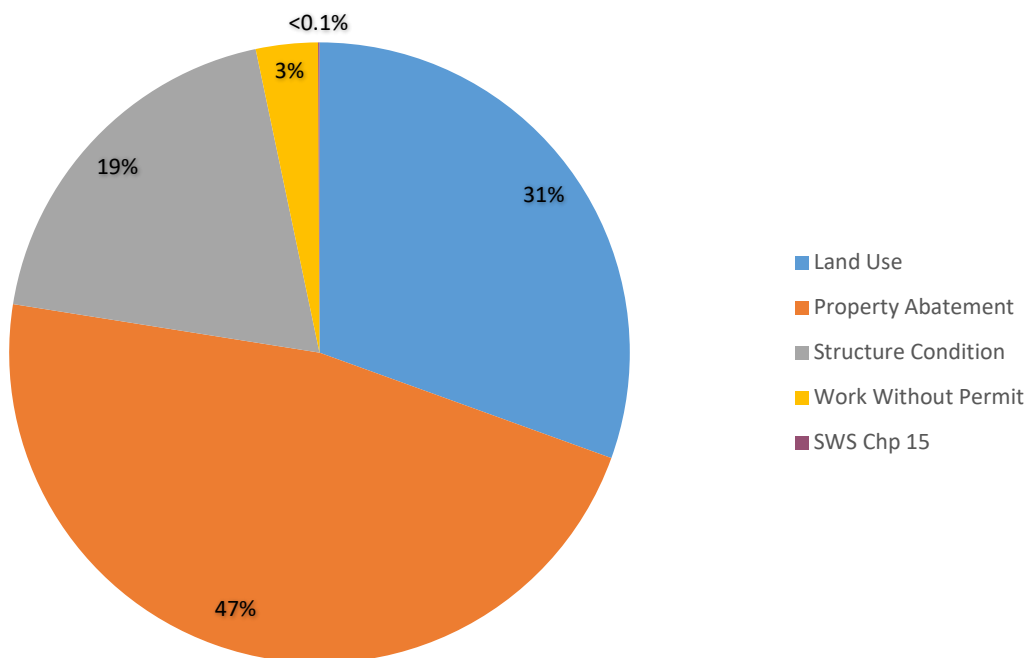
Complaint Cases by Operating License Types



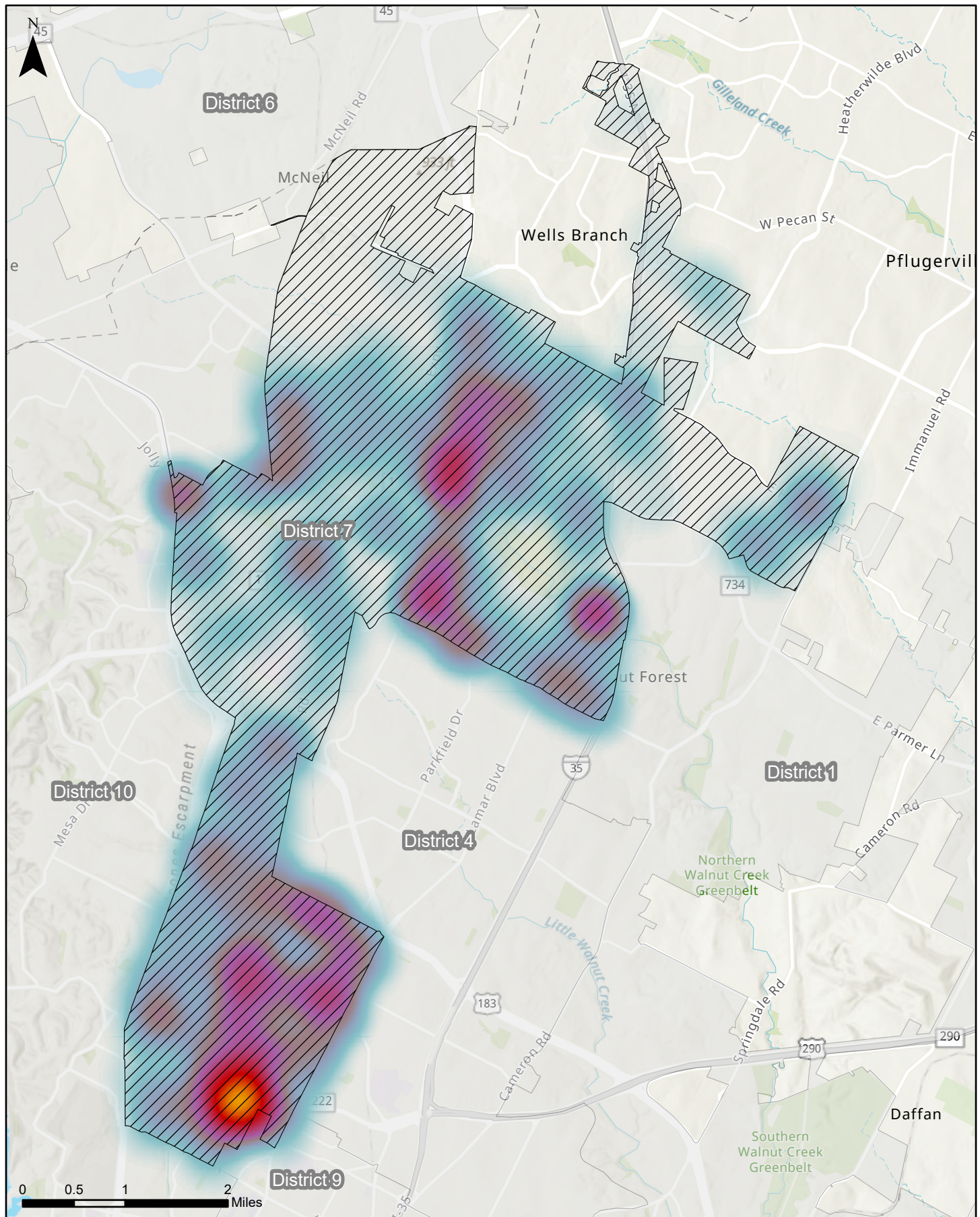
Operating License Complaint Cases by Zoning Designation



Operating License Complaint CaseTypes



Council District 7



This map examines the density of STR-related code cases opened in Council District 7 between October 1, 2020 and September 30, 2021. The total number of cases opened was 2818.

Sources: AMANDA Case Management Database; GIS DM 2021

 District Boundary
 Sparse
 Dense

AUSTINCODE
DEPARTMENT

Map generated on:
1/5/2023